


Accessing and uploading work on Google Classroom



Step One

Login to Google Classroom using the following website and the login details sent to you by your class teacher.

classroom.google.com



Sign in

Use your Google Account

[Forgot email?](#)

Not your computer? Use Guest mode to sign in privately.

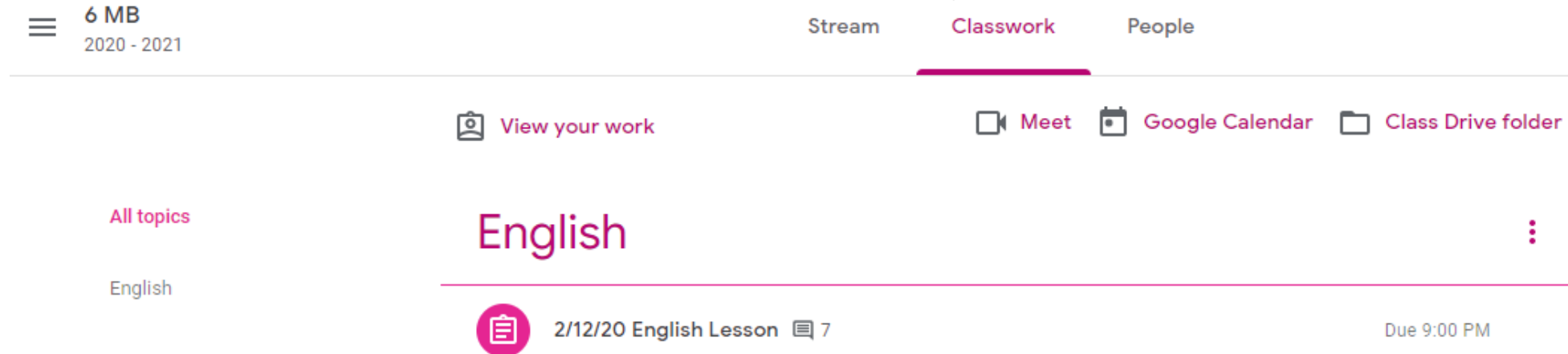
[Learn more](#)

[Create account](#)

Next

Step Two

Click on the Classwork tab at the top of the screen.



Step Three

Click on the side tabs to take you to a specific subject. You will then see the lessons come up on the page. Click on the lesson you would like to complete.

The screenshot displays a Google Classroom interface. At the top left, there is a hamburger menu icon, the text '6 MB', and '2020 - 2021'. Below this is a horizontal line. To the right of the line are three tabs: 'Stream', 'Classwork' (which is highlighted with a pink underline), and 'People'. Below the tabs are three icons with labels: a person icon for 'View your work', a video camera icon for 'Meet', a calendar icon for 'Google Calendar', and a folder icon for 'Class Drive folder'. Below these is another horizontal line. On the left side, there is a pink link labeled 'All topics' with an arrow pointing to it from the text above. Below 'All topics' is the text 'English'. In the center, the word 'English' is displayed in a large pink font. To the right of 'English' is a vertical ellipsis menu icon. Below this is a horizontal line. At the bottom, there is a pink circular icon with a document symbol, followed by the text '2/12/20 English Lesson' and a speech bubble icon with the number '7'. To the right of this is the text 'Due 9:00 PM'.

This is where the instructions from the teacher will be.

Click 'Add or Create' to either upload a file of your work OR create a new document for your work.

This will tell you when your work is due!

Type here to send a private comment to your teacher.

The screenshot shows a user interface for an assignment titled "2/12/20 English Lesson" by Melanie Brown. The assignment is worth 100 points and is due at 9:00 PM. The instructions for the assignment are visible, including a requirement to write definitions for words from "The Nowhere Emporium" and use them in sentences. A "Your work" section contains an "Add or create" button and a "Mark as done" button. A "private comments" section at the bottom has a text input field for sending a comment to the teacher. A file named "Lesson 3.pptx" is attached to the assignment.

6 MB
2020 - 2021

2/12/20 English Lesson
Melanie Brown • 10:03 AM
100 points
Due 9:00 PM

Today, you will be writing definitions for these words that I have taken from The Nowhere Emporium.

Red & Amber Group - You need to write a definition of the word and then use the word in a sentence about The Nowhere Emporium story.

Green Group - You need to write a definition of the word and use the word in a sentence about The Nowhere Emporium story. You must then write a list of words that you will use in your story.

Words to define: trace, erupting, pronounced, fissures, sp

Wednesday 2nd December
Lesson 3.pptx
PowerPoint
I.O: To use a dictionary to define words and expand vocabulary.

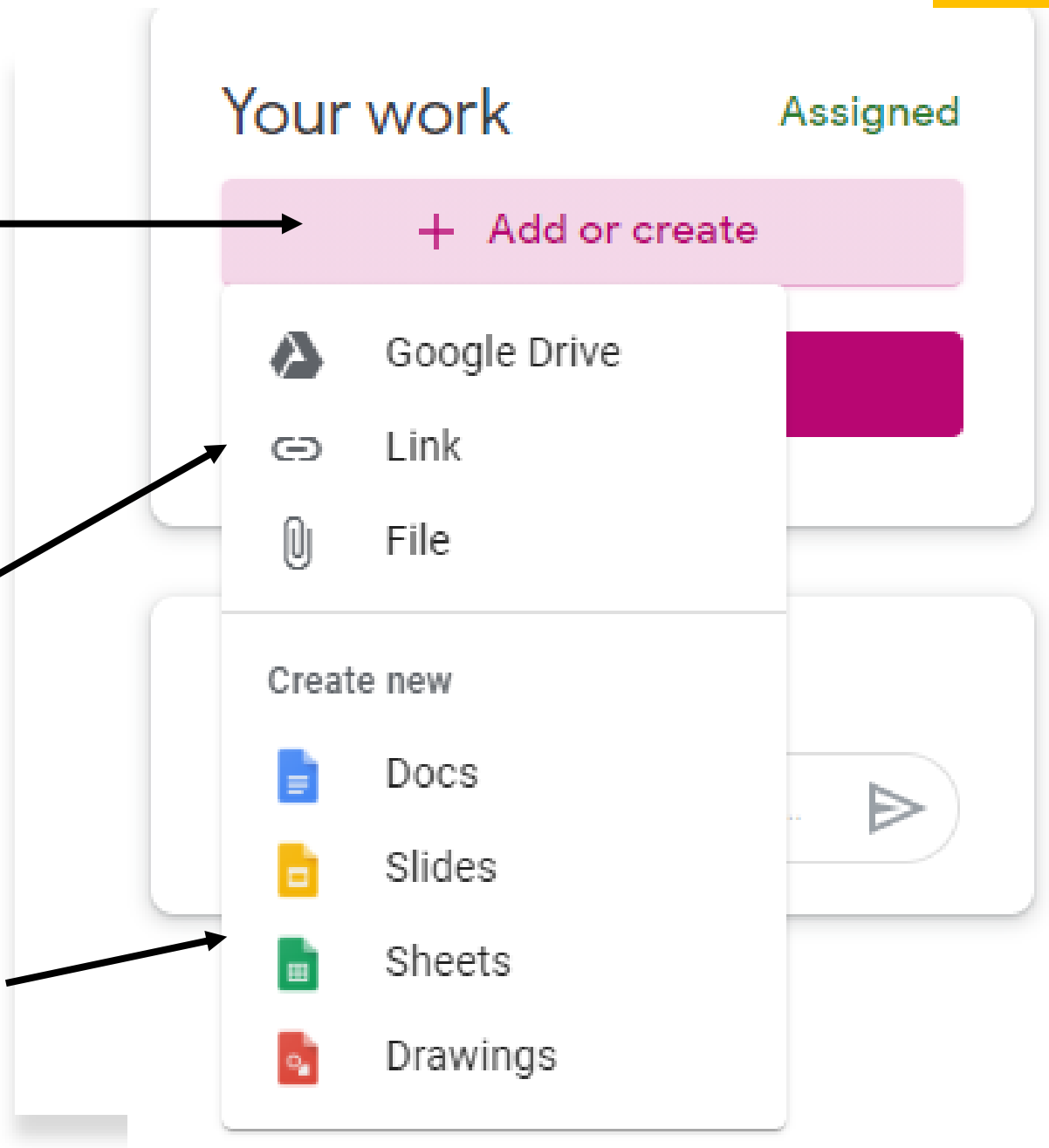
Your work Assigned
+ Add or create
Mark as done

private comments
Add private comment...

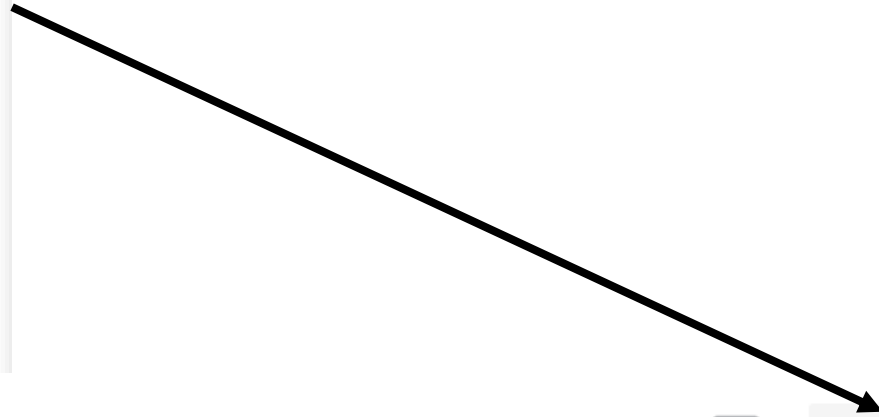
When you click 'Add or Create', you will be given these options..

Use one of these options to upload something from your computer/ laptop/device.

Use one of these options to create a new document.



Once your work is complete, click here to send it in to your teacher.



A screenshot of the Google Docs interface. At the top, the document title is '- 2/12/20 English Lesson'. The menu bar includes File, Edit, View, Insert, Format, Tools, Add-ons, and Help. The status bar shows 'Last edit was seconds ago'. On the right side of the interface, there is a 'TURN IN' button (grey) and a 'Share' button (blue). The main editing area contains the text 'My work is complete.' and a ruler at the top of the document area.

For more support, this YouTube video is very helpful on how to view and submit work 😊

<https://www.youtube.com/watch?v=kW0LINNd1Qw&feature=youtu.be>

You can also contact your class teacher via our child's year group email for further support.

